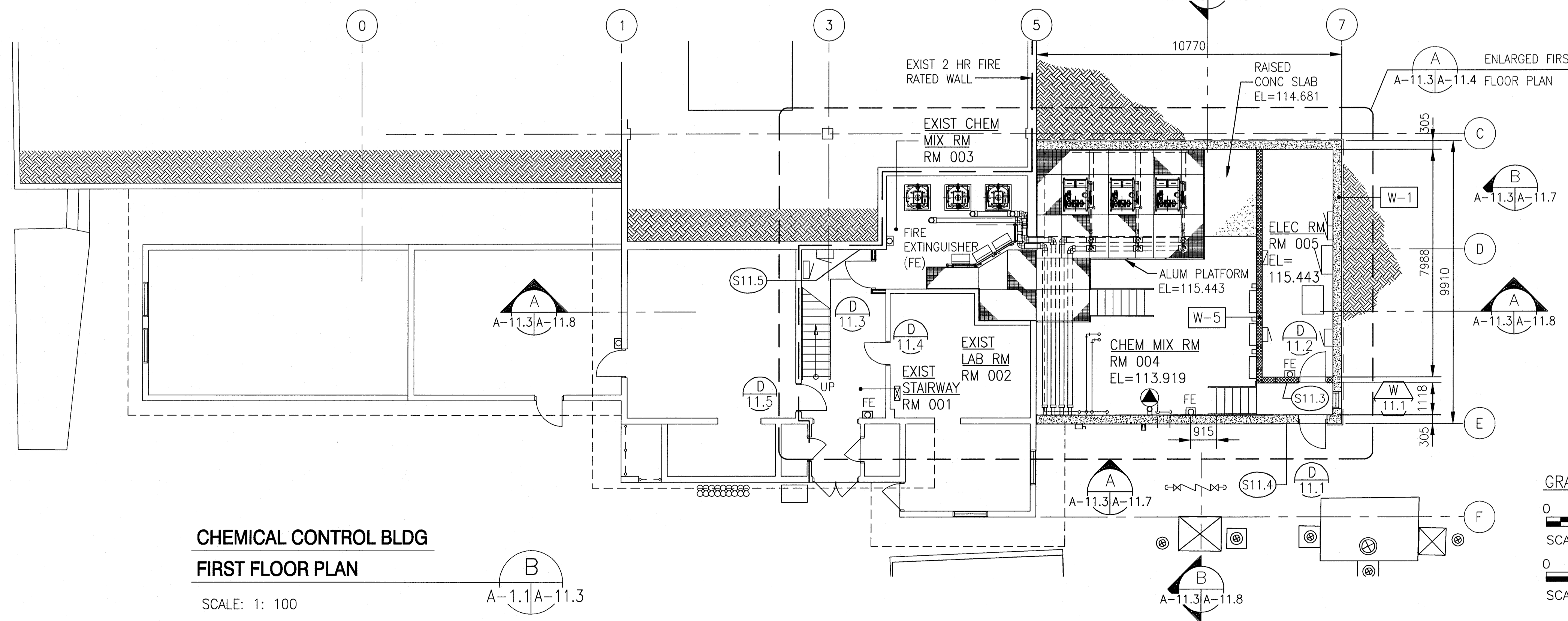


**CHEMICAL CONTROL BLDG
SECOND FLOOR PLAN**

SCALE: 1: 100

A-1.1/A-11.3

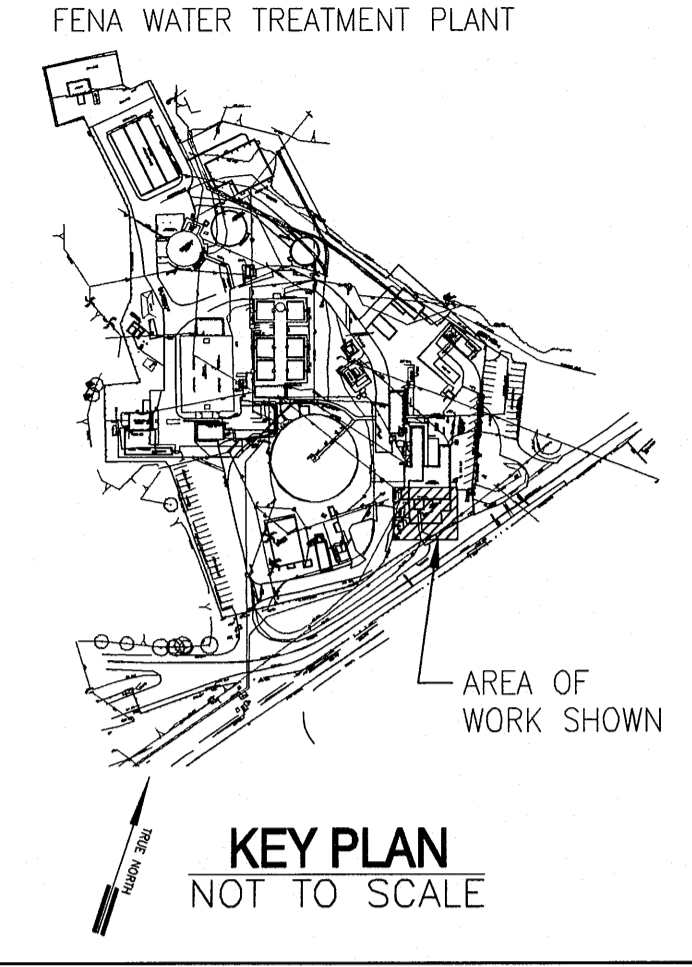


**CHEMICAL CONTROL BLDG
FIRST FLOOR PLAN**

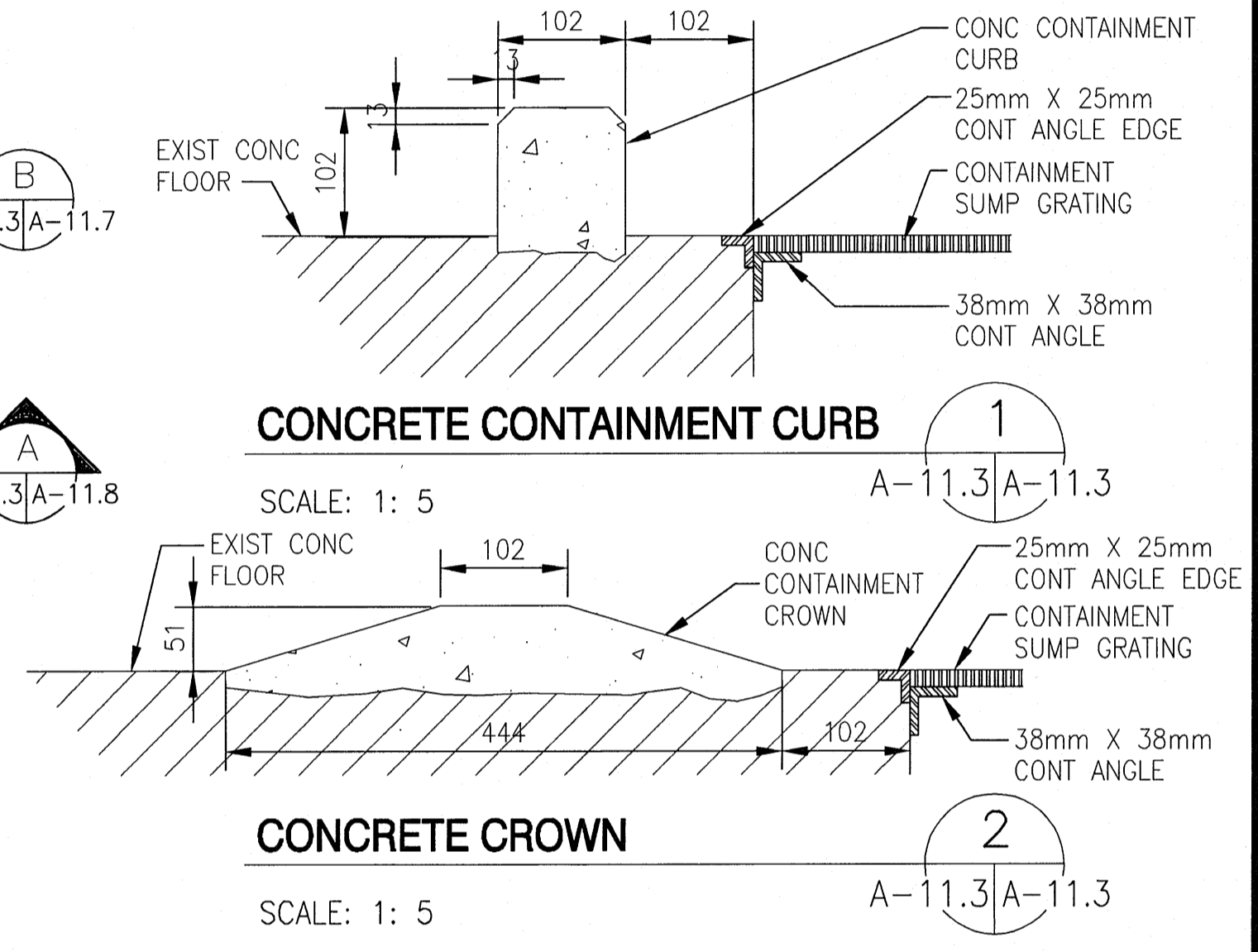
SCALE: 1: 100

B-1.1/A-11.3

AS BUILT



**KEY PLAN
NOT TO SCALE**



CONCRETE CONTAINMENT CURB

SCALE: 1: 5

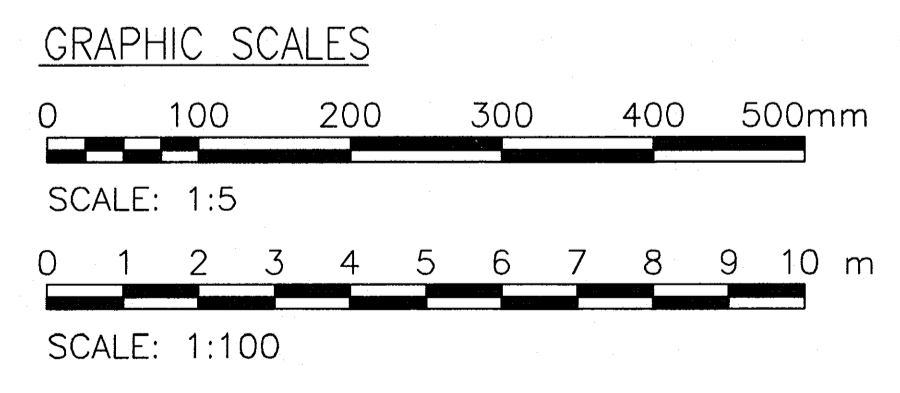
CONCRETE CROWN

SCALE: 1: 5

FLOOR AREA

SECOND FLOOR	RENOVATED STORAGE	145.41	SQUARE METERS
	NEW STORAGE	176.28	SQUARE METERS
FIRST FLOOR	RENOVATED MIX ROOM	26.06	SQUARE METERS
	NEW MIX ROOM	108.06	SQUARE METERS
TOTAL FLOOR AREA =		455.81	SQUARE METERS

- LEGEND**
- W WINDOW MARK REFER TO SHEET A-14.9 (WINDOW SCHED)
 - 100A WINDOW TAG
 - D DOOR MARK REFER TO SHEET A-14.6 (DOOR SCHED)
 - 100A DOOR TAG
 - W- WALL TYPE REFER TO SHEET A-14.1 (WALL TYPES)
 - S- SIGN MARK REFER TO SHEET A-14.11 (SIGNAGE SCHED)
 - CONC WALL
 - CMU WALL
 - METAL STUD WALL



SYMBOL	DESCRIPTION	DATE	APPROVED
(1)	REFERENCE FROM 3/A-11.3/A-14.13 TO 4/A-11.3/A-14.13		

**Kennedy/Jenks
Consultants
Engineers & Scientists**
2191 E. Bayshore Road,
Suite 200
Palo Alto, CA 94303
Ph. (650) 852-2800

FOR COMMANDER NAVFAC PACIFIC

DESIGN	LO	DR	API
CHK	JAA	QC	GO
CH ENG	JAA		

REVIEWED BY: JAA

INT. BRANCH MANAGER

FIRE PROTECTION

BRANCH MANAGER

DESIGN DIRECTOR

DEPARTMENT OF THE NAVY
NAVFAC PACIFIC
MAKALAPA, HAWAII

COMMANTRANS
NAVBASE, GUAM

FY05 MCON PROJECT P-256
FENA WATER TREATMENT PLANT UPGRADE
CHEMICAL CONTROL BUILDING - FIRST FLOOR AND SECOND FLOOR PLANS
AND DETAILS

CODE ID. NO. 80091	SIZE D
SCALE: AS SHOWN	
CONST. CONTR. NO. N62742-04-C-1311	
SPEC. NO. 40-04-1311	
NAVFAC DRAWING NO. 7970500	
SHEET 88 OF 387	
A-11.3	

IF SHEET IS LESS THAN 558.8mm X 863.6mm
REDUCED PRINT - USE GRAPHIC SCALES